

MADE IN INDIA



# PRODUCT CATALOGUE

[www.invertekenergy.com](http://www.invertekenergy.com)

Customer Care No.: +91 9311369797

Invertek Energy is an upcoming player in the power product industry. It makes sense that the company's top-notch products are what have enabled it to become India's most strong brand. With its ability to create dependable products with the newest technology integrated that are well accepted and valued by household consumers and the industrial sector around the world. Invertek Energy provides a comprehensive range of power backup solutions, Solar Solutions and Battery as well.

We understand the value of having power in today's society and how to transmit it effectively. The home UPS power backup systems from Invertek Energy provide stable, uninterruptible power to keep you comfortable and connected at all times.


The Invertek Energy commercial UPS line comes in a range of power settings to satisfy the needs of all houses for power backup. All of our solutions for home power backup go through a rigorous quality control process and have a strong guarantee and after-sales assistance.

With an expert team of professionals, the company intends to disrupt and reform the solar energy and backup market. We now offer inverters and batteries to nations such as Asia Pacific, South East Asia, Middle East & Africa.

## *Empowering the world with seamless power ...*



**R&D**




**QUALITY DEPARTMENT**



**PRODUCTION LINE**





## Certifications



**450/12V**



Boost Charging

Resettable Circuit Breaker

**Features**

- DSP Pure Sine Wave Technology Using Heavy Duty Mosfet
- LED Display
- Built In Galvanic Isolation Transformer
- Automatic Bypass
- Powerful Charging During Low Voltage – 70V
- Battery Reverse Protection
- Electronic Breaker – Resettable Fuse
- Battery Reserve Up To 10.5V
- 6 Stage Charging Technology Helps In Increasing Battery Life.
- Compatible With All Types Of Batteries (TGEL/TUB/SMF/GEL/Li)
- Generator Compatible

- **MODEL : RAPID+ 450**
- **VA RATING : 300VA/12V**
- **BULB LOAD in WATT ±1% : 225 WATT**
- **COMPATIBLE BATTERY : TGEL/TUB/SMF/GEL/Li**
- **CHARGING CURRENT : 8A**

**750/12V**



Boost Charging

Resettable Circuit Breaker

**Features**

- DSP Pure Sine Wave Technology Using Heavy Duty Mosfet
- LED Display
- Built In Galvanic Isolation Transformer
- Automatic Bypass
- Powerful Charging During Low Voltage – 70V
- Battery Reverse Protection
- Electronic Breaker – Resettable Fuse
- Battery Reserve Up To 10.5V
- 6 Stage Charging Technology Helps In Increasing Battery Life.
- Compatible With All Types Of Batteries (TGEL/TUB/SMF/GEL/Li)
- Generator Compatible

- **MODEL : RAPID+ 750**
- **VA RATING : 550VA/12V**
- **BULB LOAD in WATT ±1% : 425 WATT**
- **COMPATIBLE BATTERY : TGEL/TUB/SMF/GEL/Li**
- **CHARGING CURRENT : 12A**

**950/12V**



Boost Charging

Resettable Circuit Breaker

**Features**

- DSP Pure Sine Wave Technology Using Heavy Duty Mosfet
- LED Display
- Built In Galvanic Isolation Transformer
- Automatic Bypass
- Powerful Charging During Low Voltage – 70V
- Battery Reverse Protection
- Electronic Breaker – Resettable Fuse
- Battery Reserve Up To 10.5V
- 6 Stage Charging Technology Helps In Increasing Battery Life.
- Compatible With All Types Of Batteries (TGEL/TUB/SMF/GEL/Li)
- Generator Compatible

- **MODEL : RAPID+ 950**
- **VA RATING : 700VA/12V**
- **BULB LOAD in WATT ±1% : 560 WATT**
- **COMPATIBLE BATTERY : TGEL/TUB/SMF/GEL/Li**
- **CHARGING CURRENT : 15A-20A**

**1050/12V**



Boost Charging

Resettable Circuit Breaker

**Features**

- DSP Pure Sine Wave Technology Using Heavy Duty Mosfet
- LED Display
- Built In Galvanic Isolation Transformer
- Automatic Bypass
- Powerful Charging During Low Voltage – 70V
- Battery Reverse Protection
- Electronic Breaker – Resettable Fuse
- Battery Reserve Up To 10.5V
- 6 Stage Charging Technology Helps In Increasing Battery Life.
- Compatible With All Types Of Batteries (TGEL/TUB/SMF/GEL/Li)
- Generator Compatible

- **MODEL : RAPID+ 1050**
- **VA RATING : 800VA/12V**
- **BULB LOAD in WATT ±1% : 640 WATT**
- **COMPATIBLE BATTERY : TGEL/TUB/SMF/GEL/Li**
- **CHARGING CURRENT : 15A - 20A**

**1250/12V**



Boost Charging


Resettable Circuit Breaker

**Features**

- DSP Pure Sine Wave Technology Using Heavy Duty Mosfet
- Lcd Display ( 16 X 2)
- Built In Galvanic Isolation Transformer
- Automatic Bypass
- Powerful Charging During Low Voltage – 70V
- Rapid Charging Up To 20 Amp
- Battery Reverse Protection
- Electronic Breaker – Resettable Fuse
- Battery Reserve Up To 10.5 V
- 6 Stage Charging Technology Helps In Increasing Battery Life.
- Compatible With All Types Of Batteries (TGEL/TUB/SMF/GEL/Li)
- Generator Compatible

- **MODEL : RAPID + 1250**
- **VA RATING : 1050VA/12V**
- **BULB LOAD in WATT ±1% : 840 WATT**
- **COMPATIBLE BATTERY : TGEL/TUB/SMF/GEL/Li**
- **CHARGING CURRENT : 15A - 20A**

**1350/12V**



Boost Charging

Resettable Circuit Breaker

**Features**

- DSP Pure Sine Wave Technology Using Heavy Duty Mosfet
- Lcd Display ( 16 X 2)
- Built In Galvanic Isolation Transformer
- Automatic Bypass
- Powerful Charging During Low Voltage – 70V
- Rapid Charging Up To 20 Amp
- Battery Reverse Protection
- Electronic Breaker – Resettable Fuse
- Battery Reserve Up To 10.5 V
- 6 Stage Charging Technology Helps In Increasing Battery Life.
- Compatible With All Types Of Batteries (TGEL/TUB/SMF/GEL/Li)
- Generator Compatible

- **MODEL : RAPID+ 1350**
- **VA RATING : 1125VA/12V**
- **BULB LOAD in WATT ±1% : 900 WATT**
- **COMPATIBLE BATTERY : TGEL/TUB/SMF/GEL/Li**
- **CHARGING CURRENT : 15A - 20A**

**1500/12V**



Boost Charging

Resettable Circuit Breaker

**Features**

- DSP Pure Sine Wave Technology Using Heavy Duty Mosfet
- Lcd Display ( 16 X 2)
- Built In Galvanic Isolation Transformer
- Automatic Bypass
- Powerful Charging During Low Voltage – 70V
- Rapid Charging Up To 20 Amp
- Battery Reverse Protection
- MCB Protection 24 X 7– Isolates Mains Input From Ups
- Battery Reserve Up To 10.5V
- 6 Stage Charging Technology Helps In Increasing Battery Life.
- Compatible With All Types Of Batteries (TGEL/TUB/SMF/GEL/Li)
- Generator Compatible
- Input / Output Terminal Block (N E L) Used

- **MODEL : RAPID +1500**
- **VA RATING : 1200VA/12V**
- **BULB LOAD in WATT ±1% : 960 WATT**
- **COMPATIBLE BATTERY : TGEL/TUB/SMF/GEL/Li**
- **CHARGING CURRENT : 15A - 20A**

**1700/12V**



24x7 PROTECTION AC MCB

**Features**

- DSP Pure Sine Wave Technology Using Heavy Duty Mosfet
- Lcd Display ( 16 X 2)
- Built In Galvanic Isolation Transformer
- Automatic Bypass
- Powerful Charging During Low Voltage – 70V
- Rapid Charging Up To 20 Amp
- Battery Reverse Protection
- MCB Protection 24 X 7– Isolates Mains Input From Ups
- Battery Reserve Up To 10.5V
- 6 Stage Charging Technology Helps In Increasing Battery Life.
- Compatible With All Types Of Batteries (TGEL/TUB/SMF/GEL/Li)
- Generator Compatible
- Input / Output Terminal Block (N E L) Used

- **MODEL : RAPID+ 1700**
- **VA RATING : 1400VA/12V**
- **BULB LOAD in WATT ±1% : 1100 WATT**
- **COMPATIBLE BATTERY : TGEL/TUB/SMF/GEL/Li**
- **CHARGING CURRENT : 15A - 20A**

**2000/12V**



24x7 PROTECTION  
AC MCB

**Features**

- DSP Pure Sine Wave Technology Using Heavy Duty Mosfet
- Lcd Display ( 16 X 2 )
- Built In Galvanic Isolation Transformer
- Automatic Bypass
- Powerful Charging During Low Voltage – 70V
- Rapid Charging Up To 20 Amp
- Battery Reverse Protection
- MCB Protection 24 X 7– Isolates Mains Input From Ups
- Battery Reserve Up To 10.5V
- 6 Stage Charging Technology Helps In Increasing Battery Life.
- Compatible With All Types Of Batteries (TGEL/TUB/SMF/GEL/Li)
- Generator Compatible
- Input / Output Terminal Block (N E L) Used

- **MODEL : RAPID+ 2000**
- **VA RATING : 1600VA/12V**
- **BULB LOAD in WATT ±1% : 1280 WATT**
- **COMPATIBLE BATTERY : TGEL/TUB/SMF/GEL/Li**
- **CHARGING CURRENT : 15A - 20A**

**2000/24V**



24x7 PROTECTION  
AC MCB

**Features**

- DSP Pure Sine Wave Technology Using Heavy Duty Mosfet
- Lcd Display ( 16 X 2 )
- Built In Galvanic Isolation Transformer
- Automatic Bypass
- Powerful Charging During Low Voltage – 70V
- Rapid Charging Up To 20 Amp
- Battery Reverse Protection
- MCB Protection 24 X 7– Isolates Mains Input From Ups
- Battery Reserve Up To 21V
- 6 Stage Charging Technology Helps In Increasing Battery Life.
- Compatible With All Types Of Batteries (TGEL/TUB/SMF/GEL/Li)
- Generator Compatible
- Input / Output Terminal Block (N E L) Used

- **MODEL : RAPID+ 2000**
- **VA RATING : 1700VA/24V**
- **BULB LOAD in WATT ±1% : 1360 WATT**
- **COMPATIBLE BATTERY : TGEL/TUB/SMF/GEL/Li**
- **CHARGING CURRENT : 15A - 20A**

**2500/24V**



24x7 PROTECTION  
AC MCB

**Features**

- DSP Pure Sine Wave Technology Using Heavy Duty Mosfet
- Lcd Display ( 16 X 2 )
- Built In Galvanic Isolation Transformer
- Automatic Bypass
- Powerful Charging During Low Voltage – 70V
- Rapid Charging Up To 20 Amp
- Battery Reverse Protection
- MCB Protection 24 X 7– Isolates Mains Input From Ups
- Battery Reserve Up To 21V
- 6 Stage Charging Technology Helps In Increasing Battery Life.
- Compatible With All Types Of Batteries (TGEL/TUB/SMF/GEL/Li)
- Generator Compatible
- Input / Output Terminal Block (N E L) Used

- **MODEL : RAPID+ 2500**
- **VA RATING : 2250VA/24V**
- **BULB LOAD in WATT ±1% : 1800 WATT**
- **COMPATIBLE BATTERY : TGEL/TUB/SMF/GEL/Li**
- **CHARGING CURRENT : 15A - 20A**

**3000/24V**



24x7 PROTECTION  
AC MCB

**Features**

- DSP Pure Sine Wave Technology Using Heavy Duty Mosfet
- Lcd Display ( 16 X 2 )
- Built In Galvanic Isolation Transformer
- Automatic Bypass
- Powerful Charging During Low Voltage – 70V
- Rapid Charging Up To 20 Amp
- Battery Reverse Protection
- MCB Protection 24 X 7– Isolates Mains Input From Ups
- Battery Reserve Up To 21V
- 6 Stage Charging Technology Helps In Increasing Battery Life.
- Compatible With All Types Of Batteries (TGEL/TUB/SMF/GEL/Li)
- Generator Compatible
- Input / Output Terminal Block (N E L) Used

- **MODEL : RAPID+ 3000**
- **VA RATING : 2750VA/24V**
- **BULB LOAD in WATT ±1% : 2200 WATT**
- **COMPATIBLE BATTERY : TGEL/TUB/SMF/GEL/Li**
- **CHARGING CURRENT : 15A - 20A**

**3500/24V**




24x7 PROTECTION AC MCB

**Features**

- DSP Pure Sine Wave Technology Using Heavy Duty Mosfet
- Lcd Display ( 16 X 2)
- Built In Galvanic Isolation Transformer
- Automatic Bypass
- Powerful Charging During Low Voltage – 70V
- Rapid Charging Up To 20 Amp
- Battery Reverse Protection
- MCB Protection 24 X 7– Isolates Mains Input From Ups
- Battery Reserve Up To 21V
- 6 Stage Charging Technology Helps In Increasing Battery Life.
- Compatible With All Types Of Batteries (TGEL/TUB/SMF/GEL/Li)
- Generator Compatible
- Input / Output Terminal Block (N E L) Used

- **MODEL : RAPID+ 3500**
- **VA RATING : 3200VA/24V**
- **BULB LOAD in WATT ±1% : 2560 WATT**
- **COMPATIBLE BATTERY : TGEL/TUB/SMF/GEL/Li**
- **CHARGING CURRENT : 15A - 20A**

**4500/48V**



24x7 PROTECTION AC MCB

**Features**

- DSP Pure Sine Wave Technology Using Heavy Duty Mosfet
- Lcd Display ( 16 X 2)
- Built In Galvanic Isolation Transformer
- Automatic Bypass
- Powerful Charging During Low Voltage – 70V
- Rapid Charging Up To 20 Amp
- Battery Reverse Protection
- MCB Protection 24 X 7– Isolates Mains Input From Ups
- Battery Reserve Up To 21V
- 6 Stage Charging Technology Helps In Increasing Battery Life.
- Compatible With All Types Of Batteries (TGEL/TUB/SMF/GEL/Li)
- Generator Compatible
- Input / Output Terminal Block (N E L) Used

- **MODEL : RAPID +4500**
- **VA RATING : 4000VA/48V**
- **BULB LOAD in WATT ±1% : 3200 WATT**
- **COMPATIBLE BATTERY : TGEL/TUB/SMF/GEL/Li**
- **CHARGING CURRENT : 15A - 20A**

**5500/48V**



24x7 PROTECTION AC MCB



24x7 PROTECTION DC MCB DOUBLE POLE

**Features**

- DSP Pure Sine Wave Technology Using Heavy Duty Mosfet
- Lcd Display ( 16 X 2)
- Built In Galvanic Isolation Transformer
- Automatic Bypass
- Powerful Charging During Low Voltage – 70V
- Rapid Charging Up To 20 Amp
- Battery Reverse Protection
- MCB Protection 24 X 7– Isolates Mains Input From Ups
- Battery Reserve Up To 42V
- 6 Stage Charging Technology Helps In Increasing Battery Life.
- Compatible With All Types Of Batteries (TGEL/TUB/SMF/GEL/Li)
- Generator Compatible
- Input / Output Terminal Block (N E L) Used

- **MODEL : RAPID+ 5500**
- **VA RATING : 5250VA/48V**
- **BULB LOAD in WATT ±1% : 4200 WATT**
- **COMPATIBLE BATTERY : TGEL/TUB/SMF/GEL/Li**
- **CHARGING CURRENT : 15A - 20A**



## 6500/48V



24x7 PROTECTION DC MCB DOUBLE POLE



24x7 PROTECTION AC MCB

### Features

- DSP Pure Sine Wave Technology Using Heavy Duty Mosfet
- Lcd Display ( 16 X 2)
- Built In Galvanic Isolation Transformer
- Automatic Bypass
- Powerful Charging During Low Voltage – 70V
- Rapid Charging Up To 20 Amp
- Battery Reverse Protection
- MCB Protection 24 X 7– Isolates Mains Input From Ups
- Battery Reserve Up To 42V
- 6 Stage Charging Technology Helps In Increasing Battery Life.
- Compatible With All Types Of Batteries (TGEL/TUB/SMF/GEL/Li)
- Generator Compatible
- Input / Output Terminal Block (N E L) Used

- **MODEL : RAPID+ 6500**
- **VA RATING : 6500VA/48V**
- **BULB LOAD in WATT ±1% : 5200 WATT**
- **COMPATIBLE BATTERY : TGEL/VRLA/TUB/GEL/Li**
- **GRID CHARGING CURRENT : 15A - 20A**

## 10KVA/96V



24x7 PROTECTION DC MCB DOUBLE POLE



24x7 PROTECTION AC MCB

### Features

- Dsp Pure Sine wave Technology Using IGBT.
- Lcd Display ( 16 X 2)
- Built In Galvanic Isolation Transformer
- Cold Start
- Super Fast Settable Charging - 20Amp
- Battery Reverse Protection
- Circuit Breaker – MCB Protection 24 X 7 – Isolates Mains Input From Ups
- Compatible With All Types Of Batteries (TGEL/TUB/SMF/GEL/Li)
- Generator Compatible
- Crest Factor 3:1
- Input / Output Terminal Block (N E L) Used
- Battery / DC MCB - Isolates Battery From Ups.
- Manual Bypass – Rotary Type.
- **MODEL : STATIC UPS 10KVA**
- **VA RATING : 10KVA/96V**
- **BULB LOAD in WATT ±1% : 8000 WATT**
- **COMPATIBLE BATTERY : TGEL/TUB/SMF/GEL/Li**
- **GRID CHARGING CURRENT : 20A**

## 10KVA/120V



24x7 PROTECTION DC MCB DOUBLE POLE




24x7 PROTECTION AC MCB

### Features

- Dsp Pure Sine wave Technology Using IGBT.
- Lcd Display ( 16 X 2)
- Built In Galvanic Isolation Transformer
- Cold Start
- Super Fast Settable Charging - 20Amp
- Battery Reverse Protection
- Circuit Breaker – MCB Protection 24 X 7 – Isolates Mains Input From Ups
- Compatible With All Types Of Batteries (TGEL/TUB/SMF/GEL/Li)
- Generator Compatible
- Crest Factor 3:1
- Input / Output Terminal Block (N E L) Used
- Battery / DC MCB - Isolates Battery From Ups.
- Manual Bypass – Rotary Type.
- **MODEL : STATIC UPS 10KVA**
- **VA RATING : 10KVA/120V**
- **BULB LOAD in WATT ±1% : 8000 WATT**
- **COMPATIBLE BATTERY : TGEL/TUB/SMF/GEL/Li**
- **GRID CHARGING CURRENT : 20A**

## BACK PANEL



MODEL	450	750	950	1050	1250	1350	1500	1700	2000	2000	2500	3000	3500	4500	5500	6500
DC BUS	12V									24V				48V		
NO LOAD CURRENT	< 1.2 A															
OUTPUT VOLTAGE @ NO LOAD	< 240VAC @12.0 VDC									< 240VAC @24.0 VDC				< 240VAC @48.0 VDC		
BATTERY LOW ALARM	10.7 +/- 0.2V									21.4 +/- 0.4V				42.8 +/- 0.8V		
BATTERY LOW SHUTDOWN	10.5 +/- 0.2V									21.0 +/- 0.4V				42.0 +/- 0.8V		
SHORT CIRCUIT PROTECTION	YES															
INVERTER OUTPUT FREQUENCY	50 HZ +/- 0.1 Hz															
<b>PARAMETERS</b>										<b>UPS MODE</b>						
MAINS INPUT VOLATGE RANGE	170V TO 265 V															
MAINS AC LOW CUT	170VAC +/- 10VAC															
MAINS AC LOW CUT RECOVERY	180VAC +/- 10VAC															
MAINS AC HIGH CUT	265VAC +/- 10VAC															
MAINS AC HIGH CUT RECOVERY	255VAC +/- 10VAC															
MAXIMUM CHANGE OVER TIME	< 8 msec															
<b>PARAMETERS</b>										<b>WIDE UPS MODE</b>						
MAINS INPUT VOLATGE RANGE	90V TO 290 V															
MAINS AC LOW CUT	90VAC +/- 10VAC															
MAINS AC LOW CUT RECOVERY	110VAC +/- 10VAC															
MAINS AC HIGH CUT	290VAC +/- 10VAC															
MAINS AC HIGH CUT RECOVERY	280VAC +/- 10VAC															
MAXIMUM CHANGE OVER TIME	< 18 msec															
<b>PARAMETERS</b>										<b>CHARGING MODE</b>						
CHARGING CURRENT @ 220V AC	8A	15A	15A-20A													
BOOST VOLATGE (TUBULAR MODE )	14.4V +/- 0.2V									28.8V +/- 0.4V				57.6V +/- 0.8V		
BOOST VOLATGE (LEAD ACID MODE )	14.0V +/- 0.2V									28.0V +/- 0.4V				56.0V +/- 0.8V		
FLOAT VOLTAGE	13.6V +/- 0.2V									27.2V +/- 0.4V				54.4V +/- 0.8V		
SHORT CIRCUIT	YES															
<b>PROTECTIONS</b>																
BATTERY LOW CUT OFF	1 TIME															
OVERLOAD (AUTO RETRIES)	4 TIME															
SHORT CIRCUIT (AUTO RETRIES)	3 TIME															
OVER TEMPERATURE	3 TIME															
BATTERY OVER CHARGE	YES															
INPUT PROTECTION	YES ( RESSETABLE FUSE )									YES (MAINS MCB TRIP INCASE OF SHORT CIRCUIT IN MAINS MODE )						
<b>ENVIRONMENT</b>																
STORAGE TEMPERATURE	0 TO + 40 C															
OPERATING TEMPERATURE	0 TO + 40 C															
HUMIDITY	0-95% NON-CONDENSNG															
ACOUSTIC NOISE (at 1 mts )	< 45dB from 1 METER															
PROTECTION GLASS	IP-20															

**1230/12V – 30 AMP SCC**



**CONTROLLED BATTERY CHARGING**

**LOAD SHARING**

**Features**

- Dsp Pure Sine wave Solar PCU PWM Technology Using Heavy Duty Mosfet.
- Intelligent Sharing – Solar Priority To Save More Electricity.
- Solar Preference Charging For Battery To Reduce The Power Used From Grid.
- Built In Solar Charge Controller – 30 Amp
- Lcd Display ( 16 X 2)
- Built In Galvanic Isolation Transformer
- Automatic Bypass
- Efficiency – 85%
- Powerful Charging During Low Voltage– 70V
- Battery Reverse Protection
- Resettable fuse
- 6 Stage Charging Technology Helps In Increasing Battery Life.
- Load Start Up to 300% Of Rated Capacity
- Compatible With All Types Of Batteries (TGEL/TUB/SMF/GEL/Li)
- Generator Compatible
- Crest Factor 3:1

- **MODEL : SUN PRO**
- **VA RATING : 1050/12V**
- **VOC : 28V**
- **SOLAR CHARGE CONTROLLER : 30 AMP**
- **TECHNOLOGY : PWM BASED**
- **MAX PV ARRAY : 600W**



**1550/12V – 50 AMP SCC**



**CONTROLLED BATTERY CHARGING**

**LOAD SHARING**

**Features**

- Dsp Pure Sine wave Solar PCU PWM Technology Using Heavy Duty Mosfet.
- Intelligent Sharing – Solar Priority To Save More Electricity.
- Solar Preference Charging For Battery To Reduce The Power Used From Grid.
- Built In Solar Charge Controller – 50 Amp
- Lcd Display ( 16 X 2)
- Built In Galvanic Isolation Transformer
- Automatic Bypass
- Efficiency – 85%
- Powerful Charging During Low Voltage– 70V
- Battery Reverse Protection
- Most Advance 32 Bit Microprocessor – 3011
- Circuit Breaker – MCB Protection 24 X 7 – Isolates Mains Input From Ups
- 6 Stage Charging Technology Helps In Increasing Battery Life.
- Load Start Up to 300% Of Rated Capacity
- Compatible With All Types Of Batteries (TGEL/TUB/SMF/GEL/Li)
- Generator Compatible
- Crest Factor 3:1
- Input / Output Terminal Block (N E L) Used

- **MODEL : SUN PRO**
- **VA RATING : 1300/12V**
- **VOC : 28V**
- **SOLAR CHARGE CONTROLLER : 50 AMP**
- **TECHNOLOGY : PWM BASED**
- **MAX PV ARRAY : 1000W**



**2050/24V – 50 AMP SCC**



**CONTROLLED BATTERY CHARGING**

**LOAD SHARING**


**Features**

- Dsp Pure Sine wave Solar PCU PWM Technology Using Heavy Duty Mosfet.
- Intelligent Sharing – Solar Priority To Save More Electricity.
- Solar Preference Charging For Battery To Reduce The Power Used From Grid.
- Built In Solar Charge Controller – 50 Amp
- Lcd Display ( 16 X 2)
- Built In Galvanic Isolation Transformer
- Automatic Bypass
- Efficiency – 85%
- Powerful Charging During Low Voltage– 70V
- Battery Reverse Protection
- Most Advance 32 Bit Microprocessor – 3011
- Circuit Breaker – MCB Protection 24 X 7 – Isolates Mains Input From Ups
- 6 Stage Charging Technology Helps In Increasing Battery Life.
- Load Start Up 300% Of Rated Capacity
- Compatible With All Types Of Batteries (TGEL/TUB/SMF/GEL/Li)
- Generator Compatible
- Crest Factor 3:1
- Input / Output Terminal Block (N E L) Used

- **MODEL : SUN PRO**
- **VA RATING : 1700/24V**
- **VOC : 58V**
- **SOLAR CHARGE CONTROLLER : 50 AMP**
- **TECHNOLOGY : PWM BASED**
- **MAX PV ARRAY : 1500W**



**2770/24V – 70 AMP SCC**



**CONTROLLED BATTERY CHARGING**

**LOAD SHARING**

**Features**

- Dsp Pure Sine wave Solar PCU PWM Technology Using Heavy Duty Mosfet.
- Intelligent Sharing – Solar Priority To Save More Electricity.
- Solar Preference Charging For Battery To Reduce The Power Used From Grid.
- Built In Solar Charge Controller – 70 Amp
- Lcd Display ( 16 X 2)
- Built In Galvanic Isolation Transformer
- Automatic Bypass
- Efficiency – 85%
- Powerful Charging During Low Voltage– 70V
- Battery Reverse Protection
- Most Advance 32 Bit Microprocessor – 3011
- Circuit Breaker – MCB Protection 24 X 7 – Isolates Mains Input From Ups
- 6 Stage Charging Technology Helps In Increasing Battery Life.
- Load Start Up 300% Of Rated Capacity
- Compatible With All Types Of Batteries (TGEL/TUB/SMF/GEL/Li)
- Generator Compatible
- Crest Factor 3:1
- Input / Output Terminal Block (N E L) Used

- **MODEL : SUN PRO**
- **VA RATING : 2200/24V**
- **VOC : 58V**
- **SOLAR CHARGE CONTROLLER : 70 AMP**
- **TECHNOLOGY : PWM BASED**
- **MAX PV ARRAY : 2000W**



**3270/24V – 70 AMP SCC**



**CONTROLLED  
BATTERY  
CHARGING**

**LOAD  
SHARING**


**Features**

- Dsp Pure Sine wave Solar PCU PWM Technology Using Heavy Duty Mosfet.
- Intelligent Sharing – Solar Priority To Save More Electricity.
- Solar Preference Charging For Battery To Reduce The Power Used From Grid.
- Built In Solar Charge Controller – 70 Amp
- Lcd Display ( 16 X 2)
- Built In Galvanic Isolation Transformer
- Automatic Bypass
- Efficiency – 85%
- Powerful Charging During Low Voltage–70V
- Battery Reverse Protection
- Most Advance 32 Bit Microprocessor – 3011
- Circuit Breaker – MCB Protection 24 X 7 – Isolates Mains Input From Ups
- 6 Stage Charging Technology Helps In Increasing Battery Life.
- Load Start Up 300% Of Rated Capacity
- Compatible With All Types Of Batteries (TGEL/TUB/SMF/GEL/Li)
- Generator Compatible
- Crest Factor 3:1
- Input / Output Terminal Block (N E L) Used

- **MODEL : SUN PRO**
- **VA RATING : 2700/24V**
- **VOC : 58V**
- **SOLAR CHARGE CONTROLLER : 70 AMP**
- **TECHNOLOGY : PWM BASED**
- **MAX PV ARRAY : 2500W**



**3570/24V – 70 AMP SCC**



**CONTROLLED  
BATTERY  
CHARGING**

**LOAD  
SHARING**


**Features**

- Dsp Pure Sine wave Solar PCU PWM Technology Using Heavy Duty Mosfet.
- Intelligent Sharing – Solar Priority To Save More Electricity.
- Solar Preference Charging For Battery To Reduce The Power Used From Grid.
- Built In Solar Charge Controller – 70 Amp
- Lcd Display ( 16 X 2)
- Built In Galvanic Isolation Transformer
- Automatic Bypass
- Efficiency – 85%
- Powerful Charging During Low Voltage–70V
- Battery Reverse Protection
- Most Advance 32 Bit Microprocessor – 3011
- Circuit Breaker – MCB Protection 24 X 7 – Isolates Mains Input From Ups
- 6 Stage Charging Technology Helps In Increasing Battery Life.
- Load Start Up 300% Of Rated Capacity
- Compatible With All Types Of Batteries (TGEL/TUB/SMF/GEL/Li)
- Generator Compatible
- Crest Factor 3:1
- Input / Output Terminal Block (N E L) Used

- **MODEL : SUN PRO**
- **VA RATING : 3200/24V**
- **VOC : 58V**
- **SOLAR CHARGE CONTROLLER : 70AMP**
- **TECHNOLOGY : PWM BASED**
- **MAX PV ARRAY : 3000W**



**4070/48V – 70 AMP SCC**



**CONTROLLED  
BATTERY  
CHARGING**

**LOAD  
SHARING**


**Features**

- Dsp Pure Sine wave Solar PCU PWM Technology Using Heavy Duty Mosfet.
- Intelligent Sharing – Solar Priority To Save More Electricity.
- Solar Preference Charging For Battery To Reduce The Power Used From Grid.
- Built In Solar Charge Controller – 70 Amp
- Lcd Display ( 16 X 2)
- Built In Galvanic Isolation Transformer
- Automatic Bypass
- Efficiency – 85%
- Powerful Charging During Low Voltage–70V
- Battery Reverse Protection
- Most Advance 32 Bit Microprocessor – 3011
- Circuit Breaker – MCB Protection 24 X 7 – Isolates Mains Input From Ups
- 6 Stage Charging Technology Helps In Increasing Battery Life.
- Load Start Up 300% Of Rated Capacity
- Compatible With All Types Of Batteries (TGEL/TUB/SMF/GEL/Li)
- Generator Compatible
- Crest Factor 3:1
- Input / Output Terminal Block (N E L) Used
- Battery / DC MCB - ISOLATES BATTERY FROM UPS.
- Solar MCB Used

- **MODEL : SUN PRO**
- **VA RATING : 4000/48V**
- **VOC : 110V**
- **SOLAR CHARGE CONTROLLER : 70 AMP**
- **TECHNOLOGY : PWM BASED**
- **MAX PV ARRAY : 3500W**



**5070/48V & 6570/48V – 70 AMP SCC**



**CONTROLLED  
BATTERY  
CHARGING**

**LOAD  
SHARING**

**Features**

- Dsp Pure Sine wave Solar PCU PWM Technology Using Heavy Duty Mosfet.
- Intelligent Sharing – Solar Priority To Save More Electricity.
- Solar Preference Charging For Battery To Reduce The Power Used From Grid.
- Built In Solar Charge Controller – 70 Amp
- Lcd Display ( 16 X 2)
- Built In Galvanic Isolation Transformer
- Automatic Bypass
- Efficiency – 85%
- Powerful Charging During Low Voltage–70V
- Battery Reverse Protection
- Most Advance 32 Bit Microprocessor – 3011
- Circuit Breaker – MCB Protection 24 X 7 – Isolates Mains Input From Ups
- 6 Stage Charging Technology Helps In Increasing Battery Life.
- Load Start Up 300% Of Rated Capacity
- Compatible With All Types Of Batteries (TGEL/TUB/SMF/GEL/Li)
- Generator Compatible
- Crest Factor 3:1
- Input / Output Terminal Block (N E L) Used
- Battery / DC MCB - ISOLATES BATTERY FROM UPS.
- Solar MCB Used

- **MODEL : SUN PRO**
- **VA RATING : 5000/48V & 6500/48V**
- **VOC : 110V**
- **SOLAR CHARGE CONTROLLER : 70 AMP**
- **TECHNOLOGY : PWM BASED**
- **MAX PV ARRAY : 4200W (5070) & 4500W (6570)**



Model	1230	1550	2050	2770	3270	3570	4070	5070	6570	
DC BUS	12V		24V						48V	
SCC TYPE	PWM									
MAX PV CONNECTED IN WATT	600W / 28V	1000W / 28V	1500W / 58V	2000W / 58V	2500W / 58V	3000W / 58V	3500/110V	4000W/110V	4500W/110V	
MAX PV CURRENT in AMP	30 A	50A	50A	70A	70A	70A	70A	70A	70A	
<b>Mains Input mode</b>										
Mains AC low cut UPS mode	170VAC ± 10VAC									
Mains AC low cut recovery UPS mode	180VAC ± 10VAC									
Mains AC high cut UPS mode	265VAC ± 10VAC									
Mains AC high cut recovery UPS mode	255VAC ± 10VAC									
Mains AC low cut WUPS mode	90VAC ± 10VAC									
Mains AC low cut recovery WUPS mode	110VAC ± 10VAC									
Mains AC high cut WUPS mode	290VAC ± 10VAC									
Mains AC high cut recovery WUPS mode	280VAC ± 10VAC									
Input Frequency Range	40Hz to 60Hz									
Voltage Output in Mains Mode	Same as input									
Frequency Output in Mains Mode	Same as input									
<b>Battery</b>										
Battery Type	LA / Tubular / SMF									
DC input voltage	12V		24V				48V			
Battery Quantity 12V 100Ah to 220Ah	1		2				4			
Float charging voltage	13.7V±0.2V		27.4V +/- 0.4V				54.8V +/- 0.8V			
Boost charging voltage for Tubular and SMF Battery	14.5V±0.2V		29.0V +/- 0.4V				58.0V +/- 0.8V			
Boost charging voltage for LA Battery	14.0V±0.2V		28.0V +/- 0.4V				56.0V +/- 0.8V			
Battery deep Discharge Recovery	Yes (Independent Charger to Recover Deep Discharge Battery)									
Battery High Cut	15.0±0.2V		30.0 +/- 0.4V				60.0 +/- 0.8V			
Charging Current	Upto 20A ± 2A									
Backup Mode										
Output voltage	220VAC +5% -10% (untill battery low alarm)									
Output frequency	50Hz ± 0.2 Hz									
Output waveform	Pure Sine Wave ≤ 5% THD									
No Load current	≤ 4% of rated capacity									
Low Battery Warning	10.7V±0.2V		21.4V +/- 0.4V				42.8V +/- 0.8V			
Low Battery Cut	10.5V±0.2V		21.0V +/- 0.4V				42.0V +/- 0.8V			
Change over time UPS mode	< 10msec									
Change over time WUPS mode	< 25msec									
Crest Factor	1 : 5									
Peak Efficiency	86%									
<b>Protections</b>										
Overload in backup mode	<p>&lt;100% Load Continuously run</p> <p>&gt;100% to &lt;120% Load, System will shut down in 2min</p> <p>&gt;120% to &lt;140% Load, System will shut down in 1min</p> <p>&gt;140% to &lt;160% Load, System will shut down in 17sec</p> <p>&gt;160% to &lt;180% Load, System will shut down in 6sec</p> <p>&gt;180% to &lt;200% Load, System will shut down in 3sec</p> <p>&gt;200% Load, System will shut down in 850msec</p>									
Short Circuit in Backup Mode	System will shutdown after 3 - retries in case of output short circuit									
Short Circuit in Mains Mode	Mains Fuse Blown			Mains MCB Trip						
Backfeed	System will shutdown in case of backfeed and there is no retry									
Over temperature	Yes provided, if heatsink temperature goes above 100°C System will shut down									
Reverse Battery	DC fuse will belown									
Phase to Phase protection in mains mode	Yes provided by electronic									
<b>Solar Charge Controller</b>										
Solar Charge Controller type	PWM type									
Efficiency	> 96%									
Mains Charging Shairng	If PV power is not sufficient enough to charge the battery, system will start sharing battery charging from PV and grid.									
Load Shairng	Load Shairng is provided, solar will deliver the power as per load and battery requirement. Solar Current = Load Current + Batter Charging Current If load is 0% then it will protect the battery for over charging and increase the battery life deliver <18A current for battery charging.									
Option for Solar Mode & Normal Mode	<p>Yes, provided, user can select Solar Mode or Normal Mode. Hense user can select to Save Maximum Power or Smart Power saving mode.</p> <p>Solar Mode: System will run the 100% load on solar whole days (9:AM to 4:PM) and charge the battery from solar.</p> <p>Normal Mode: System will run the 100% load on solar during peak hours (10:AM to 3:PM) and charge the battery from solar.</p>									
100% Solar Priority & Solar Utilization	System is utilizing 100% solar power available									
Revrse PV protection	Yes provided									
Revrse current flow to PV	Yes provided									
<b>Display and Alarms</b>										
LCD Initial Display	Welcome, Contact Website Address, System Capacity, Charging Till 80VAC and Deep Discharge Battery, System Setting, UPS / WUPS mode, I/P range 90-295VAC / 170-265VAC, Battart Type Selected LA / SMF / Tubular, Battery Capacity Selected 100-135Ah / 150-200Ah,									
LCD Status Display	Mains ON, Input Voltage, Input Frequency, Battery Voltage, Battery Charging, Battery Charged, Charging Current, Backup Mode, UPS ON, UPS OFF, Battery Voltage, Load %, Output Voltage, Output Frequency, Mains Low Cut, Mains High Cut, Mains Not Available, Mains Frequency Cut									
LCD Fault / Protection Status Display	Mains Fuse Belown / MCB Trip, Short Circuit, Overload, Battery Low, High Tempature, Backfeed									
Buzzer	Audible beep for Overload, Short Circuit, Backfeed, Low Battery, Over Temperature, Mains Fuse belown / MCB Trip									
<b>Safety</b>										
HV Test Input to Earth	Leakage current <5mA when 1.5KV applied for 1 min									
HV Test Output to Earth	Leakage current <5mA when 1.5KV applied for 1 min									
IR Test Input to Earth	>5MΩ between @ 500VDC									
IR Test Output to Earth	>5MΩ between @ 500VDC									
Earth Leakage current in Mains mode	< 2.5mA									
Earth Leakage current in Backup mode	< 2.5mA									
<b>Environment</b>										
Operating Temperature	0°C to 40°C									
Storage Temperature	0°C to 50°C									
Operating Relative Humidity	90% Non-Condensing									

**5KVA-5KW/48V**



**Features**

- DSP Pure Sine wave Solar PCU MPPT Technology Using Heavy Duty IGBT Based.
- Intelligent Sharing – Solar Priority To Save More Electricity.
- Solar Preference Charging For Battery To Reduce The Power Used From Grid.
- Built In Solar Charge Controller – 100 Amp
- Built In Galvanic Isolation Transformer
- Active Front End Charger
- Low Input Current Distortion
- Efficiency – 90%
- Can Be Upgraded To Grid Export Hybrid PCU at Any Time.(Optional)
- MCB – AC , DC , Solar Used
- Manual Bypass – Rotary Type

**10KVA-10KW/96V**



**Features**

- DSP Pure Sine wave Solar PCU MPPT Technology Using Heavy Duty IGBT Based.
- Intelligent Sharing – Solar Priority To Save More Electricity.
- Solar Preference Charging For Battery To Reduce The Power Used From Grid.
- Built In Solar Charge Controller – 80 Amp
- Built In Galvanic Isolation Transformer
- Active Front End Charger
- Low Input Current Distortion
- Efficiency – 90%
- Can Be Upgraded To Grid Export Hybrid PCU at Any Time.(Optional)
- MCB – AC , DC , Solar Used
- Manual Bypass – Rotary Type

**10KVA-10KW/120V**



**Features**

- DSP Pure Sine wave Solar PCU MPPT Technology Using Heavy Duty IGBT Based.
- Intelligent Sharing – Solar Priority To Save More Electricity.
- Solar Preference Charging For Battery To Reduce The Power Used From Grid.
- Built In Solar Charge Controller – 80 Amp
- Built In Galvanic Isolation Transformer
- Active Front End Charger
- Low Input Current Distortion
- Efficiency – 90%
- Can Be Upgraded To Grid Export Hybrid PCU at Any Time.(Optional)
- MCB – AC , DC , Solar Used
- Manual Bypass – Rotary Type

INVERTER RATING (KVA)		5KVA	10KVA
<b>A. SOLAR CHARGE CONTROLLER (SCC)</b>			
1	Charger Type & Topology	Buck Type MPPT	
2	PV Total Nominal Capacity (KVA)	5KW	10KW
3	No. of MPPT Channels	1	1
4	Per Channel PV Capacity (w) (Nominal Peak)	5KW/5.5KW	10KW/11KW
5	Max. Open Circuit PV Volts (Voc)	240	400
6	MPPT Voltage Range (Volts)	96-300	140-400
7	PV Minimum Voltage (Volts)	48	96V/120
8	Max. I/P Amps Per Channel (Amps)	75	60
9	Max. Battery Amps during PV Charging (Amps)	100	80
10	Battery type supported	VRLA / LMLA / Li-Ion/Li-Ph (User Settable)	
11	Min. Battery AH (Suggested)	150	150
<b>B. Solar Inverter</b>			
1	No. of Phase/Connection Type	1-Phased /2 wire	
2	Nominal battery voltage (Volts)	48	96/120
3	Battery Ripple	5% for VRLA & LMLA/1% for Li-Ion/Li-Ph (User Settable)	
4	Nominal Output Voltage/Frequency (Volts/Hz)	230/50	
5	Nominal KVA Capacity ( KVA)	5KVA	10KVA
6	Output Amps	17.39	34.78
7	Voltage Regulations( In Standalone Mode)	17.39	34.78
8	Freq. Regulation (in Standalone Mode)	±2%	
9	THD	±0.5Hz	
10	Load Power Factor	<3%	
11	Efficiency(%) Peak/ 100% Load /25% Load	0.8 Lag to Unity	
12	Over Loads:	110-125% - 30 Sec	
13	Max Allowed Phase Imbalance(%)	N/A	
14	Auto Bypass Feature	Provided	
<b>C. GRID CHARGER</b>			
1	Grid Voltage Range (Voltage Sync. Range )	160V-280V (Phase to Nutral)	
2	Grid Frequency Range (Voltage Sync. Range)	50Hz ±5%	
3	Max Grid Import Power (KVA)	5KVA	10KVA
4	Max Battery Amps During Grid Charging (Amps)	68	54
5	Peak Charging Efficiency (%)	>87	
INVERTER (KW)		4	8
1	PV Side	Reverse Polarity, Surg Protection	
2	Battery Side	Reverse Polarity, Over/Under Voltage, Current Limit	
3	Grid Side	Over/Under Voltage, Over/Under Frequency, Anti-Islanding, Surg Protection	
4	Load Side	Overloads, Short Circuit	
5	System Protection	Over Temperature Trip, Breakers at all Inputs, Emergency stop	
<b>D. USER INTERFACE</b>			
1	<b>DISPLAY INTERFACE</b>	LCD NUMERICAL DISPLAY	
2	<b>DISPLAYED PARAMETERS</b>	VRLA / LMLA/ Li-Ion/Li-Ph (User Suitable)	
1	Battery Parameters	Voltage, Charging Current, Discharging Current, AH-in AH-out, Cumulative AH-in, Cumulative AH-out, Charging State-Charging/Discharging	
2	PV Parameters	Voltage ,Current , Power, Cumulative, Today Generation	
3	Grid Parameters	Voltage, Current, Frequency, Import Power, Import Cumulative, Today Generation	
4	Load Parameters	Voltage, Current, Frequency, Power, Cumulative, Power Factor	
5	Data Logging	90 Days PV Generation, Import Energy, Load Energy.	
6	System Level	Faults and Warnings	
3	<b>INDICATION/ PROTECTION</b>		
1	LED Indication:	Power On, PV Available, PV Charging Inverter On, Grid Import Mode , Fault, HYBRID/OFF GRID Mode	
2	User Keypad for Settings Changes	Keypad for Settings Input	
3	Breakers at all Inputs/Space Heater/Emergency stop Button	Provided	
4	Over Shoot due to misbehaviour of BHMS	Provided	
5	Remote Monitoring: Optional*	Data Monitoring through (GPRS Optional)	
4	<b>DESIGNED &amp; MANUFACTURED THE PRODUCT AS FOR IEC</b>	Tested as per IEC 61683,IEC61727,EN50530 and IEC60068 (1,2,14,30).	
1	<b>MISCELLANEOUS</b>		
2	Degree of Protection	IP31	
3	Cooling Method	Temp. Controlled Force Cooling	
4	Operating Temperature	0-55C ambient Operation	
5	Humidity (Non-condensign)	Max. 95% Non-Condensing	
6	Altitude (above Sea level)	1000m above sea level	
7	Housing	Sheet Metal ,Floor Standing	Floor Standing,Front/Rear Door
8	Color Shade	RAL-7035/RAL-7016	
9	Cable Entry	Rear Bottom	Front Bottom
10	Cable Termination Type	Bus Bar Type with ring type lugs	
11	Terminal Sizes (PV/Battery/Grid/Load)	TERMINAL SCREW TYPE	35-50MM/35-50MM/25MM/25MM

Li+UPS 1100/12V

**WALL MOUNTED UPS**  
Inbuilt Lithium-ion Battery

**UPS Features**

- DSP Pure Sine Wave Technology Using Heavy Duty Mosfet
- LCD Display (16 X 2)
- Built In Galvanic Isolation Transformer
- Automatic Bypass
- Charging Current 25 Amp
- Generator Compatible

**Battery Features**

- RATED VOLTAGE (V) - **12.8**
- RATED CAPACITY (AH) - **100Ah**
- NO. OF CELLS IN SERIES & PARALLEL CONNECTION - **4S1P**
- RATED ENERGY (Wh) - **1280**
- CHARGE AND DISCHARGE CUT-OFF VOLTAGE (V) - **11.8~13.8V**
- CHARGING MODE - **CC-CV**
- STANDARD DISCHARGING CURRENT (A) - **65**
- ALLOWED DEPTH OF DISCHARGE - **80%**



**Backup Chart**

<b>Load</b>	<b>200Watt.</b>	<b>400Watt.</b>	<b>600Watt.</b>	<b>800Watt.</b>
<b>Time</b>	<b>7:00hrs.</b>	<b>3:15hrs.</b>	<b>2:10hrs.</b>	<b>1:35hrs.</b>

- **MODEL** : Li+UPS 1100/12V
- **RATING** : 1000VA/12V
- **BULB LOAD in WATT ±5%** : 800 WATT
- **CHARGING CURRENT** : 25A
- **BATTERY CHARGING TIME** : 4:30 mins.



**Fast Charging**

Battery Charging in 4:30 mins.



**Built in BMS**

Automatic Low & High Battery Cut-out



**Long Cycle Life**

5000 cycle life under normal operating conditions Cycle Life



**Maintenance Free**

No Acid Spills or Fumes



**Protection 24x7**

Over-load & Short Circuit



## Lithium-ion Series

**2500/24V**  
Inbuilt Lithium-ion Battery 2.56 kWh



**5000/48V**  
Inbuilt Lithium-ion Battery 4.8 kWh



### UPS Features

- DSP Pure Sine Wave Technology Using Heavy Duty Mosfet
- LCD Display (16 X 2)
- Built In Galvanic Isolation Transformer
- Automatic Bypass
- Charging Current 25 Amp
- Protection 24x7 : Over-load, Short Circuit, Over-temperature, Deep-discharge, Over-charge & Over-current Protection.

### Battery Features

- RATED VOLTAGE (V) - **25.6V**
- RATED CAPACITY (AH) - **100Ah**
- NO. OF CELLS IN SERIES & PARALLEL CONNECTION - **8S1P**
- RATED ENERGY (kWh) - **2.56 kWh**
- CHARGE AND DISCHARGE CUT-OFF VOLTAGE (V) - **23.6~27.6V**
- CHARGING MODE - **CC-CV**
- STANDARD DISCHARGING CURRENT (A) - **65**
- ALLOWED DEPTH OF DISCHARGE - **80%**

- **MODEL** : Li+UPS 2500/24V
- **RATING** : 2200VA/24V
- **BULB LOAD in WATT ±1%** : 1800 WATT
- **CHARGING CURRENT** : 25A

### Battery Features

- RATED VOLTAGE (V) - 51.2V
- RATED CAPACITY (AH) - **100Ah**
- NO. OF CELLS IN SERIES & PARALLEL CONNECTION - **15S1P**
- RATED ENERGY (kWh) - **4.8 kWh**
- CHARGE AND DISCHARGE CUT-OFF VOLTAGE (V) - **44.25~51.75V**
- CHARGING MODE - **CC-CV**
- STANDARD DISCHARGING CURRENT (A) - **65**
- ALLOWED DEPTH OF DISCHARGE - **80%**

- **MODEL** : Li+UPS 5000/48V
- **RATING** : 5KVA/48V
- **BULB LOAD in WATT ±1%** : 4000 WATT
- **CHARGING CURRENT** : 25A



#### Fast Charging

Battery Charging in 4:30 mins.



#### Built in BMS

Automatic Low & High Battery Cut-out



#### Long Cycle Life

5000 cycle life under normal operating conditions Cycle Life



#### Maintenance Free

No Acid Spills or Fumes



#### Protection 24x7

Over-load & Short Circuit

MODEL	1100	2500	5000
DC BUS	12V	24V	48V
NO LOAD CURRENT	< 1.2 A		
OUTPUT VOLTAGE @ NO LOAD	< 240VAC @12.0 VDC	< 240VAC @24.0 VDC	< 240VAC @48.0 VDC
BATTERY LOW ALARM	10.7 +/- 0.2V	21.4 +/- 0.4V	42.8 +/- 0.8V
BATTERY LOW SHUTDOWN	10.5 +/- 0.2V	21.0 +/- 0.4V	42.0 +/- 0.8V
SHORT CIRCUIT PROTECTION	YES		
INVERTER OUTPUT FREQUENCY	50 HZ +/- 0.1 Hz		
<b>PARAMETERS</b>		<b>UPS MODE</b>	
MAINS INPUT VOLATGE RANGE	170V TO 265 V		
MAINS AC LOW CUT	170VAC +/- 10VAC		
MAINS AC LOW CUT RECOVERY	180VAC +/- 10VAC		
MAINS AC HIGH CUT	265VAC +/- 10VAC		
MAINS AC HIGH CUT RECOVERY	255VAC +/- 10VAC		
MAXIMUM CHANGE OVER TIME	< 8 msec		
<b>PARAMETERS</b>		<b>WIDE UPS MODE</b>	
MAINS INPUT VOLATGE RANGE	90V TO 290 V		
MAINS AC LOW CUT	90VAC +/- 10VAC		
MAINS AC LOW CUT RECOVERY	110VAC +/- 10VAC		
MAINS AC HIGH CUT	290VAC +/- 10VAC		
MAINS AC HIGH CUT RECOVERY	280VAC +/- 10VAC		
MAXIMUM CHANGE OVER TIME	< 18 msec		
<b>PARAMETERS</b>		<b>CHARGING MODE</b>	
CHARGING CURRENT @ 220V AC	25 Amp		
BOOST VOLATGE (TUBULAR MODE )	14.4V +/- 0.2V	28.8V +/- 0.4V	57.6V +/- 0.8V
BOOST VOLATGE (LEAD ACID MODE )	14.0V +/- 0.2V	28.0V +/- 0.4V	56.0V +/- 0.8V
FLOAT VOLTAGE	13.6V +/- 0.2V	27.2V +/- 0.4V	54.4V +/- 0.8V
SHORT CIRCUIT	YES		
<b>PROTECTIONS</b>			
BATTERY LOW CUT OFF	1 TIME		
OVERLOAD (AUTO RETRIES)	4 TIME		
SHORT CIRCUIT (AUTO RETRIES)	3 TIME		
OVER TEMPERATURE	3 TIME		
BATTERY OVER CHARGE	YES		
INPUT PROTECTION	YES (MAINS MCB TRIP INCASE OF SHORT CIRCUIT IN MAINS MODE )		
<b>ENVIRONMENT</b>			
STORAGE TEMPERATURE	0 TO + 40 C		
OPERATING TEMPERATURE	0 TO + 40 C		
HUMIDITY	0-95% NON-CONDENSNG		
ACOUSTIC NOISE (at 1 mts )	< 45dB from 1 METER		
PROTECTION GLASS	IP-20		

# Universal Battery - LiFePO4

It's Universal Battery can Charged with any Normal Inverter



General Characteristics			
Model	IE12VUB1280	IE24VUB2560	IE48VUB5120
Rated voltage (V )	12.8V	25.6V	51.2V
Rated capacity (Ah)	100Ah	100Ah	100Ah
No. of cells in series & parallel connection	4S1P	8S1P	16S 1P
Rated energy (Wh)	1280	2560	4800
Total no. of cells	4	8	16
Electrical Characteristics			
Charge and discharge cut-off voltage (V)	11.8V~13.8V	23.6V~27.6V	44.25V~51.75V
Charging mode	CC-CV	CC-CV	CC-CV
Standard charging current(A)	25Amp	25Amp	25Amp
Standard discharging current (A)		65	
Allowed Depth of Discharge		80%	
Mechanical Characteristics			
Battery Dimension LxHxW (mm)	200x295x200	442x300x210	530x550x245
Miscellaneous			
Cycle Life [80%DOD, 25°C, @0.5°C Charge and 0.5°C discharge]		5000 Cycles	
Protection Class		IP 20	

**Note:** Inverter settings should be configured according to the specified parameters to ensure optimal backup performance."  
\*Specifications are subject to change without any prior notice

# GLOBAL PRESENCE



**Manufactured By:**  
**INVERTEK ENERGY SOLUTIONS PVT. LTD.**

**Factory Address:**

Plot No. 445 Kh. No. 9/20,10/16, Laxmi Vihar, Najafgarh,  
Near DTC Bus Depot Dichaon Kalan, UER2 Expressway,  
South West Delhi-110043 (INDIA)

[www.invertekenergy.com](http://www.invertekenergy.com), [info@invertekenergy.com](mailto:info@invertekenergy.com)

**Customer Care No.:** +91 9311369797

**Dubai Address**

Office no. 34, 26th Floor, Al Moosa Tower 2, Sheikh Zayad Road, Dubai, **UAE**

Scan to visit our website

